

STATEMENT OF APPROPRIATIONS, ALLOTMENTS, OBLIGATIONS, DISBURSEMENTS AND BALANCES

As at the Quarter Ending March 31, 2023

Department : The Judiciary
Agency/Entity : Sandiganbayan
Operating Unit : < not applicable >
Organization Code (UACS) : 29 003 0000000
Fund Cluster : 01 Regular Agency Fund

X Current Year Appropriations
Supplemental Appropriations
Continuing Appropriations

Table with columns for Particulars, UACS CODE, Authorized Appropriations, Adjusted Appropriations, Allotments Received, Reductions, Transfer To, Transfer From, Adjusted Total Allotments, Current Year Obligations (by quarter and total), Current Year Disbursements (by quarter and total), Unreleased Appropriations, Unobligated Allotments, and Unpaid Obligations (Due and Demandable, Not Yet Due and Demandable).

Department : The Judiciary
 Agency/Entity : Sandiganbayan
 Operating Unit : < not applicable >
 Organization Code (UACS) : 29 003 0000000
 Fund Cluster : 01 Regular Agency Fund

X Current Year Appropriations
 Supplemental Appropriations
 Continuing Appropriations

(e.g. UACS Fund Cluster: 01-Regular Agency Fund, 02-Foreign Assisted Projects Fund, 03-Special Account-Locally Funded/Domestic Grants Fund, and 04-Special Account-Foreign Assisted/Foreign Grants Fund)

Particulars	UACS CODE	Authorized Appropriations	Adjustments (Transfer To/From, Modifications/Amendments)	Adjusted Appropriations 5=(3+4)	Allotments Received	Allotments				Adjusted Total Allotments 10=[(6+7)+8+9]	Current Year Obligations				TOTAL	Current Year Disbursements				TOTAL	Unreleased Appropriations 21	Unobligated Allotments 22	Unpaid Obligations(15-20)=(23+24)		
						Reductions, Modifications, 7	Transfer To 8	Transfer From 9	1st Quarter Ending March 31 11		2nd Quarter Ending June 30 12	3rd Quarter Ending September 30 13	4th Quarter Ending December 31 14	15=(11+12+13+14)		1st Quarter Ending March 31 16	2nd Quarter Ending June 30 17	3rd Quarter Ending September 30 18	4th Quarter Ending December 31 19				20=(16+17+18+19)	Due and Demandable 23	Not Yet Due and Demandable 24
MOOE		31,089,000.00	0.00	31,089,000.00	31,089,000.00	0.00	0.00	0.00	31,089,000.00	338,654.63	0.00	0.00	0.00	338,654.63	323,103.28	0.00	0.00	0.00	323,103.28	0.00	30,749,335.37	0.00	16,961.35	0.00	
CO		17,360,000.00	0.00	17,360,000.00	17,360,000.00	0.00	0.00	0.00	17,360,000.00	1,431,250.00	0.00	0.00	0.00	1,431,250.00	1,431,250.00	0.00	0.00	0.00	1,431,250.00	0.00	15,928,750.00	0.00	0.00	0.00	
TRIAL MANAGEMENT SUB-PROGRAM		64,386,000.00	0.00	64,386,000.00	64,386,000.00	0.00	0.00	0.00	64,386,000.00	11,127,550.77	0.00	0.00	0.00	11,127,550.77	10,983,126.53	0.00	0.00	0.00	10,983,126.53	0.00	53,258,448.23	0.00	144,424.24	0.00	
Trial of Cases, Preparation and Promulgation of Decisions and Issuance Processes	31010210001000	64,386,000.00	0.00	64,386,000.00	64,386,000.00	0.00	0.00	0.00	64,386,000.00	11,127,550.77	0.00	0.00	0.00	11,127,550.77	10,983,126.53	0.00	0.00	0.00	10,983,126.53	0.00	53,258,448.23	0.00	144,424.24	0.00	
PS		43,364,000.00	0.00	43,364,000.00	43,364,000.00	0.00	0.00	0.00	43,364,000.00	10,234,602.79	0.00	0.00	0.00	10,234,602.79	10,234,602.79	0.00	0.00	0.00	10,234,602.79	0.00	33,129,397.21	0.00	0.00	0.00	
MOOE		13,981,000.00	0.00	13,981,000.00	13,981,000.00	0.00	0.00	0.00	13,981,000.00	892,947.98	0.00	0.00	0.00	892,947.98	748,523.74	0.00	0.00	0.00	748,523.74	0.00	13,086,052.02	0.00	144,424.24	0.00	
CO		7,041,000.00	0.00	7,041,000.00	7,041,000.00	0.00	0.00	0.00	7,041,000.00	0.00	0.00	0.00	0.00	0.00	0.00	0.00	0.00	0.00	0.00	0.00	7,041,000.00	0.00	0.00	0.00	
CASE DISPOSITION MANAGEMENT SUB-PROGRAM		325,004,000.00	0.00	325,004,000.00	325,004,000.00	0.00	0.00	0.00	325,004,000.00	97,038,918.51	0.00	0.00	0.00	97,038,918.51	94,139,971.95	0.00	0.00	0.00	94,139,971.95	0.00	227,965,081.49	0.00	2,898,946.56	0.00	
Review of Case Records, Drafting and Promulgation of Decisions or Resolutions Disposing Cases	310103100001000	325,004,000.00	0.00	325,004,000.00	325,004,000.00	0.00	0.00	0.00	325,004,000.00	97,038,918.51	0.00	0.00	0.00	97,038,918.51	94,139,971.95	0.00	0.00	0.00	94,139,971.95	0.00	227,965,081.49	0.00	2,898,946.56	0.00	
PS		246,353,000.00	0.00	246,353,000.00	246,353,000.00	0.00	0.00	0.00	246,353,000.00	56,209,655.66	0.00	0.00	0.00	56,209,655.66	56,209,655.66	0.00	0.00	0.00	56,209,655.66	0.00	190,143,344.34	0.00	0.10	0.00	
MOOE		65,364,000.00	0.00	65,364,000.00	65,364,000.00	0.00	0.00	0.00	65,364,000.00	32,846,512.85	0.00	0.00	0.00	32,846,512.85	29,947,566.39	0.00	0.00	0.00	29,947,566.39	0.00	32,517,487.15	0.00	2,898,946.46	0.00	
CO		13,287,000.00	0.00	13,287,000.00	13,287,000.00	0.00	0.00	0.00	13,287,000.00	7,992,750.00	0.00	0.00	0.00	7,992,750.00	7,992,750.00	0.00	0.00	0.00	7,992,750.00	0.00	5,304,250.00	0.00	0.00	0.00	
Sub-Total, Operations		492,059,000.00	0.00	492,059,000.00	492,059,000.00	0.00	0.00	0.00	492,059,000.00	127,137,761.21	0.00	0.00	0.00	127,137,761.21	124,077,829.06	0.00	0.00	0.00	124,077,829.06	0.00	394,921,239.79	0.00	3,059,932.15	0.00	
PS		343,937,000.00	0.00	343,937,000.00	343,937,000.00	0.00	0.00	0.00	343,937,000.00	83,844,635.75	0.00	0.00	0.00	83,844,635.75	83,644,635.65	0.00	0.00	0.00	83,644,635.65	0.00	260,292,364.25	0.00	0.10	0.00	
MOOE		110,434,000.00	0.00	110,434,000.00	110,434,000.00	0.00	0.00	0.00	110,434,000.00	34,079,125.46	0.00	0.00	0.00	34,079,125.46	31,019,193.41	0.00	0.00	0.00	31,019,193.41	0.00	76,354,874.54	0.00	3,059,932.05	0.00	
FinEx (if Applicable)		0.00	0.00	0.00	0.00	0.00	0.00	0.00	0.00	0.00	0.00	0.00	0.00	0.00	0.00	0.00	0.00	0.00	0.00	0.00	0.00	0.00	0.00	0.00	0.00
CO		37,688,000.00	0.00	37,688,000.00	37,688,000.00	0.00	0.00	0.00	37,688,000.00	9,414,000.00	0.00	0.00	0.00	9,414,000.00	9,414,000.00	0.00	0.00	0.00	9,414,000.00	0.00	28,274,000.00	0.00	0.00	0.00	
Sub-Total: I Agency Specific Budget		2,421,230,000.00	0.00	2,421,230,000.00	2,421,230,000.00	0.00	0.00	0.00	2,421,230,000.00	324,268,499.48	0.00	0.00	0.00	324,268,499.48	313,420,532.04	0.00	0.00	0.00	313,420,532.04	0.00	2,096,981,500.52	0.00	10,847,967.44	0.00	
PS		1,115,200,000.00	0.00	1,115,200,000.00	1,115,200,000.00	0.00	0.00	0.00	1,115,200,000.00	232,045,418.14	0.00	0.00	0.00	232,045,418.14	225,277,614.74	0.00	0.00	0.00	225,277,614.74	0.00	883,154,581.86	0.00	6,767,803.40	0.00	
MOOE		603,705,000.00	0.00	603,705,000.00	603,705,000.00	0.00	0.00	0.00	603,705,000.00	81,120,581.34	0.00	0.00	0.00	81,120,581.34	77,040,417.30	0.00	0.00	0.00	77,040,417.30	0.00	522,584,418.66	0.00	4,080,164.04	0.00	
FinEx (if Applicable)		0.00	0.00	0.00	0.00	0.00	0.00	0.00	0.00	0.00	0.00	0.00	0.00	0.00	0.00	0.00	0.00	0.00	0.00	0.00	0.00	0.00	0.00	0.00	0.00
CO		702,325,000.00	0.00	702,325,000.00	702,325,000.00	0.00	0.00	0.00	702,325,000.00	11,102,500.00	0.00	0.00	0.00	11,102,500.00	11,102,500.00	0.00	0.00	0.00	11,102,500.00	0.00	691,222,500.00	0.00	0.00	0.00	
II Automatic Appropriations		30,670,000.00	0.00	30,670,000.00	30,670,000.00	0.00	0.00	0.00	30,670,000.00	7,248,014.31	0.00	0.00	0.00	7,248,014.31	7,248,014.31	0.00	0.00	0.00	7,248,014.31	0.00	23,421,985.69	0.00	0.00	0.00	
Specific Budgets of National Government Agencies		30,670,000.00	0.00	30,670,000.00	30,670,000.00	0.00	0.00	0.00	30,670,000.00	7,248,014.31	0.00	0.00	0.00	7,248,014.31	7,248,014.31	0.00	0.00	0.00	7,248,014.31	0.00	23,421,985.69	0.00	0.00	0.00	
Retirement and Life Insurance Premiums		30,670,000.00	0.00	30,670,000.00	30,670,000.00	0.00	0.00	0.00	30,670,000.00	7,248,014.31	0.00	0.00	0.00	7,248,014.31	7,248,014.31	0.00	0.00	0.00	7,248,014.31	0.00	23,421,985.69	0.00	0.00	0.00	
PS		30,670,000.00	0.00	30,670,000.00	30,670,000.00	0.00	0.00	0.00	30,670,000.00	7,248,014.31	0.00	0.00	0.00	7,248,014.31	7,248,014.31	0.00	0.00	0.00	7,248,014.31	0.00	23,421,985.69	0.00	0.00	0.00	
Sub-total II Automatic Appropriations		30,670,000.00	0.00	30,670,000.00	30,670,000.00	0.00	0.00	0.00	30,670,000.00	7,248,014.31	0.00	0.00	0.00	7,248,014.31	7,248,014.31	0.00	0.00	0.00	7,248,014.31	0.00	23,421,985.69	0.00	0.00	0.00	
PS		30,670,000.00	0.00	30,670,000.00	30,670,000.00	0.00	0.00	0.00	30,670,000.00	7,248,014.31	0.00	0.00	0.00	7,248,014.31	7,248,014.31	0.00	0.00	0.00	7,248,014.31	0.00	23,421,985.69	0.00	0.00	0.00	
MOOE		0.00	0.00	0.00	0.00	0.00	0.00	0.00	0.00	0.00	0.00	0.00	0.00	0.00	0.00	0.00	0.00	0.00	0.00	0.00	0.00	0.00	0.00	0.00	
FinEx		0.00	0.00	0.00	0.00	0.00	0.00	0.00	0.00	0.00	0.00	0.00	0.00	0.00	0.00	0.00	0.00	0.00	0.00	0.00	0.00	0.00	0.00	0.00	
CO		0.00	0.00	0.00	0.00	0.00	0.00	0.00	0.00	0.00	0.00	0.00	0.00	0.00	0.00	0.00	0.00	0.00	0.00	0.00	0.00	0.00	0.00	0.00	
IV Reversion of the Unobligated Allotments charged against R.A. Nos 11465 and 11494		0.00	0.00	0.00	0.00	0.00	0.00	0.00	0.00	0.00	0.00	0.00	0.00	0.00	0.00	0.00	0.00	0.00	0.00	0.00	0.00	0.00	0.00	0.00	
GRAND TOTAL		2,451,900,000.00	0.00	2,451,900,000.00	2,451,900,000.00	0.00	0.00	0.00	2,451,900,000.00	331,516,513.79	0.00	0.00	0.00	331,516,513.79	320,698,546.35	0.00	0.00	0.00	320,698,546.35	0.00	2,120,363,485.21	0.00	10,847,967.44	0.00	
PS		1,145,870,000.00	0.00	1,145,870,000.00	1,145,870,000.00	0.00	0.00	0.00	1,145,870,000.00	239,263,432.45	0.00	0.00	0.00	239,263,432.45	232,525,629.05	0.00	0.00	0.00	232,525,629.05	0.00	903,576,597.55	0.00	6,767,803.40	0.00	


Department : The Judiciary
 Agency/Entity : Sandiganbayan
 Operating Unit : < not applicable >
 Organization Code (UACS) : 29 003 0000000
 Fund Cluster : 01 Regular Agency Fund

X Current Year Appropriations
 Supplemental Appropriations
 Continuing Appropriations

(e.g. UACS Fund Cluster: 01-Regular Agency Fund, 02-Foreign Assisted Projects Fund, 03-Special Account-Locally Funded/Domestic Grants Fund, and 04-Special Account-Foreign Assisted/Foreign Grants Fund)


Particulars	UACS CODE	Appropriations		Allotments		Current Year Obligations								Current Year Disbursements				Balances				
		Authorized Appropriations	Adjusted Appropriations	Allotments Received	Adjustments (Reductions, Modifications/ Augmentations)	Transfer To	Transfer From	Adjusted Total Allotments	1st Quarter Ending March 31	2nd Quarter Ending June 30	3rd Quarter Ending September 30	4th Quarter Ending December 31	TOTAL	1st Quarter Ending March 31	2nd Quarter Ending June 30	3rd Quarter Ending September 30	4th Quarter Ending December 31	TOTAL	Unreleased Appropriations	Unobligated Allotments	Unpaid Obligations(15-20)=(23+24)	
		3	5=(3+4)	6	7	8	9	10=[(6+(-)7)+8+9]	11	12	13	14	15=(11+12+13+14)	16	17	18	19	20=(16+17+18+19)	21	22	23	24
MOOE		603,705,000.00	0.00	603,705,000.00	0.00	0.00	0.00	603,705,000.00	81,120,581.34	0.00	0.00	0.00	81,120,581.34	77,040,417.30	0.00	0.00	0.00	77,040,417.30	0.00	522,584,416.66	0.00	4,080,164.00
CO		702,325,000.00	0.00	702,325,000.00	0.00	0.00	0.00	702,325,000.00	11,102,500.00	0.00	0.00	0.00	11,102,500.00	11,102,500.00	0.00	0.00	0.00	11,102,500.00	0.00	691,222,500.00	0.00	0.00
Recapitulation by OO																						
I. Agency Specific Budget		492,059,000.00	0.00	492,059,000.00	0.00	0.00	0.00	492,059,000.00	127,137,761.21	0.00	0.00	0.00	127,137,761.21	124,077,829.05	0.00	0.00	0.00	124,077,829.05	0.00	364,921,238.79	0.00	3,056,932.15
SANDIGANBAYAN ADJUDICATION PROGRAM		492,059,000.00	0.00	492,059,000.00	0.00	0.00	0.00	492,059,000.00	127,137,761.21	0.00	0.00	0.00	127,137,761.21	124,077,829.05	0.00	0.00	0.00	124,077,829.05	0.00	364,921,238.79	0.00	3,056,932.15

Certified Correct:


 VANESSA M. LIYO
 Accountant III

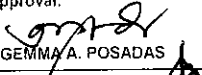
Date:

Certified Correct:


 DORIS M. DELA CRUZ
 Officer-in-Charge, Budget Section


Date:

Recommending Approval:


 GEMMA A. POSADAS
 Chief Judicial Staff Officer, Budget and Finance Division

Date:

Approved By:


 MYR PERESA S. PABULAYAN
 Executive Clerk of Court IV

Date:

STATEMENT OF APPROPRIATIONS, ALLOTMENTS, OBLIGATIONS, DISBURSEMENTS AND BALANCES

As at the Quarter Ending March 31, 2023

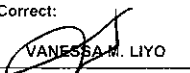
Department : The Judiciary
 Agency/Entity : Sandiganbayan
 Operating Unit : < not applicable >
 Organization Code (UACS) : 29 003 0000000
 Fund Cluster : 01 Regular Agency Fund

Current Year Appropriations
 Supplemental Appropriations
 Continuing Appropriations

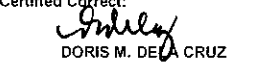
X

(e.g. UACS Fund Cluster: 01-Regular Agency Fund, 02-Foreign Assisted Projects Fund, 03-Special Account-Locally Funded/Domestic Grants Fund, and 04-Special Account-Foreign Assisted/Foreign Grants Fund)


Particulars	UACS CODE	Appropriations		Allotments		Current Year Obligations								Current Year Disbursements				Balances					
		Authorized Appropriations	Adjusted Appropriations (Transfer To/From, Realignment)	Allotments Received	Adjusted (Withdrawal, Realignment)	Transfer To	Transfer From	Adjusted Total Allotments	1st Quarter Ending March 31	2nd Quarter Ending June 30	3rd Quarter Ending September 30	4th Quarter Ending December 31	TOTAL	1st Quarter Ending March 31	2nd Quarter Ending June 30	3rd Quarter Ending September 30	4th Quarter Ending December 31	TOTAL	Unreleased Appropriations	Unobligated Allotments	Unpaid Obligations (15-20)=(23-24)		
1	2	3	4	5=(3+4)	6	7	8	9	10=(8+(-)7)+8+9	11	12	13	14	15=(11+12+13+14)	16	17	18	19	20=(16+17+18+19)	21=(5-10)	22=(10-15)	23	24
I Continuing Appropriations		246,305,594.44	0.00	246,305,594.44	246,305,594.44	0.00	0.00	0.00	246,305,594.44	1,856,928.85	0.00	0.00	0.00	1,856,928.85	1,824,357.25	0.00	0.00	0.00	1,824,357.25	0.00	244,448,665.59	0.00	32,571.60
I Agency Specific Budget		246,305,594.44	0.00	246,305,594.44	246,305,594.44	0.00	0.00	0.00	246,305,594.44	1,856,928.85	0.00	0.00	0.00	1,856,928.85	1,824,357.25	0.00	0.00	0.00	1,824,357.25	0.00	244,448,665.59	0.00	32,571.60
General Administration and Support	1000000000000000	246,305,594.44	0.00	246,305,594.44	246,305,594.44	0.00	0.00	0.00	246,305,594.44	1,856,928.85	0.00	0.00	0.00	1,856,928.85	1,824,357.25	0.00	0.00	0.00	1,824,357.25	0.00	244,448,665.59	0.00	32,571.60
General Management and Supervision	100000100001000	246,305,594.44	0.00	246,305,594.44	246,305,594.44	0.00	0.00	0.00	246,305,594.44	1,856,928.85	0.00	0.00	0.00	1,856,928.85	1,824,357.25	0.00	0.00	0.00	1,824,357.25	0.00	244,448,665.59	0.00	32,571.60
PS		19,451,419.99	0.00	19,451,419.99	19,451,419.99	0.00	0.00	0.00	19,451,419.99	1,843,713.84	0.00	0.00	0.00	1,843,713.84	1,815,048.24	0.00	0.00	0.00	1,815,048.24	0.00	17,607,705.15	0.00	28,685.60
MOOE		68,050.73	0.00	68,050.73	68,050.73	0.00	0.00	0.00	68,050.73	13,215.01	0.00	0.00	0.00	13,215.01	9,309.01	0.00	0.00	0.00	9,309.01	0.00	54,835.72	0.00	3,905.00
CO		226,786,123.72	0.00	226,786,123.72	226,786,123.72	0.00	0.00	0.00	226,786,123.72	0.00	0.00	0.00	0.00	0.00	0.00	0.00	0.00	0.00	0.00	0.00	226,786,123.72	0.00	0.00
Sub-Total, General Administration and Support		246,305,594.44	0.00	246,305,594.44	246,305,594.44	0.00	0.00	0.00	246,305,594.44	1,856,928.85	0.00	0.00	0.00	1,856,928.85	1,824,357.25	0.00	0.00	0.00	1,824,357.25	0.00	244,448,665.59	0.00	32,571.60
PS		19,451,419.99	0.00	19,451,419.99	19,451,419.99	0.00	0.00	0.00	19,451,419.99	1,843,713.84	0.00	0.00	0.00	1,843,713.84	1,815,048.24	0.00	0.00	0.00	1,815,048.24	0.00	17,607,705.15	0.00	28,685.60
MOOE		68,050.73	0.00	68,050.73	68,050.73	0.00	0.00	0.00	68,050.73	13,215.01	0.00	0.00	0.00	13,215.01	9,309.01	0.00	0.00	0.00	9,309.01	0.00	54,835.72	0.00	3,905.00
FinEx (if Applicable)		0.00	0.00	0.00	0.00	0.00	0.00	0.00	0.00	0.00	0.00	0.00	0.00	0.00	0.00	0.00	0.00	0.00	0.00	0.00	0.00	0.00	0.00
CO		226,786,123.72	0.00	226,786,123.72	226,786,123.72	0.00	0.00	0.00	226,786,123.72	0.00	0.00	0.00	0.00	0.00	0.00	0.00	0.00	0.00	0.00	0.00	226,786,123.72	0.00	0.00
GRAND TOTAL		246,305,594.44	0.00	246,305,594.44	246,305,594.44	0.00	0.00	0.00	246,305,594.44	1,856,928.85	0.00	0.00	0.00	1,856,928.85	1,824,357.25	0.00	0.00	0.00	1,824,357.25	0.00	244,448,665.59	0.00	32,571.60
PS		19,451,419.99	0.00	19,451,419.99	19,451,419.99	0.00	0.00	0.00	19,451,419.99	1,843,713.84	0.00	0.00	0.00	1,843,713.84	1,815,048.24	0.00	0.00	0.00	1,815,048.24	0.00	17,607,705.15	0.00	28,685.60
MOOE		68,050.73	0.00	68,050.73	68,050.73	0.00	0.00	0.00	68,050.73	13,215.01	0.00	0.00	0.00	13,215.01	9,309.01	0.00	0.00	0.00	9,309.01	0.00	54,835.72	0.00	3,905.00
FinEx (if Applicable)		0.00	0.00	0.00	0.00	0.00	0.00	0.00	0.00	0.00	0.00	0.00	0.00	0.00	0.00	0.00	0.00	0.00	0.00	0.00	0.00	0.00	0.00
CO		226,786,123.72	0.00	226,786,123.72	226,786,123.72	0.00	0.00	0.00	226,786,123.72	0.00	0.00	0.00	0.00	0.00	0.00	0.00	0.00	0.00	0.00	0.00	226,786,123.72	0.00	0.00

Certified Correct:

 VANESSA M. LIYO
 Accountant III


Date:

Certified Correct:

 DORIS M. DEA CRUZ
 Officer-in-Charge, Budget Section

Date:

Recommending Approval:

 GEMMA K. POSADAS
 Chief Judicial Staff Officer, Budget and Finance Division

Date:

Approved By:

 MA. YARESA S. PABULAYAN
 Executive Clerk of Court IV

Date: